FH ANCHORS

BIOABSORBABLE SUTURE ANCHOR

GROUP FH ORTHO™

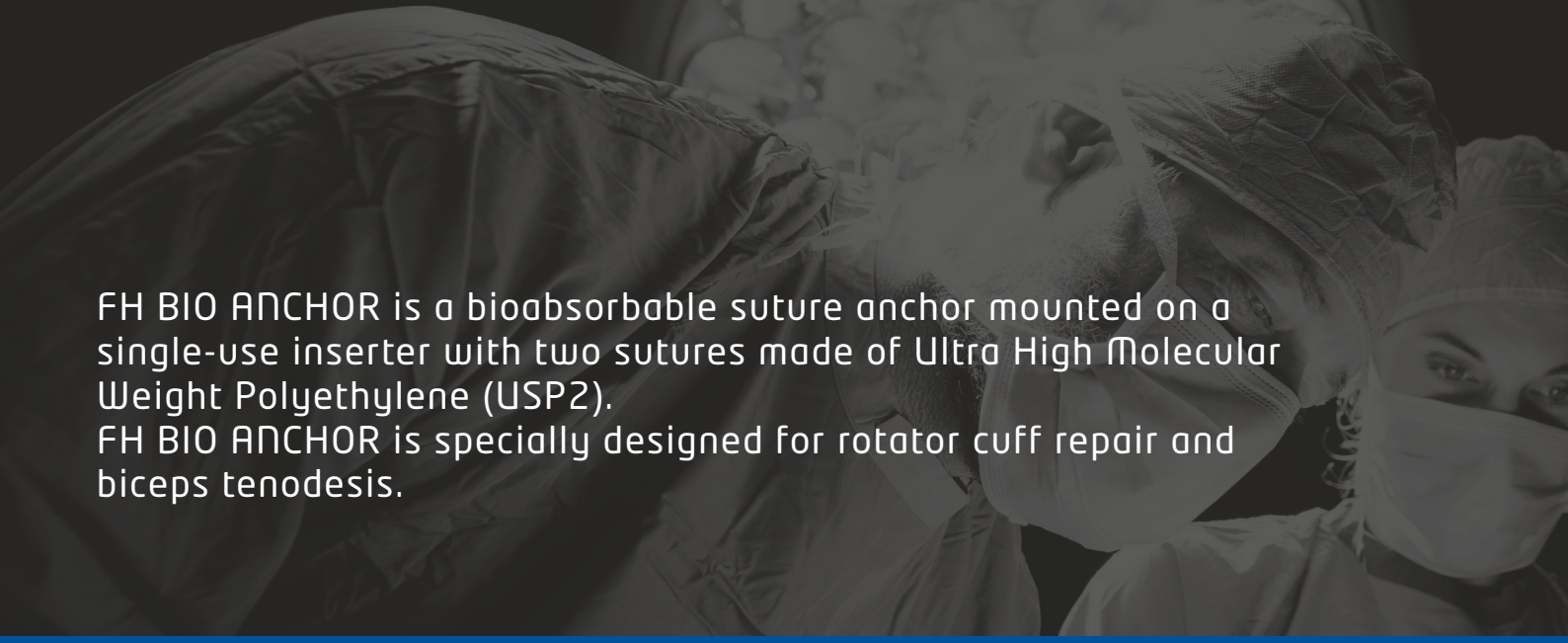

FH BIO ANCHOR is a bioabsorbable suture anchor mounted on a single-use inserter with two sutures made of Ultra High Molecular Weight Polyethylene (USP2).
FH BIO ANCHOR is specially designed for rotator cuff repair and biceps tenodesis.

Suture



- High tensile strength
- No tangles
- Resistant knots
- Solid and secure sutures

1. High tensile strength, USP2 sutures made of Ultra High Molecular Weight Polyethylene (UHMWPE).
2. No tangles, sutures of different colour individually stored in the handle of the inserter.
3. Sutures can slide freely due to their composition. Resistant knots once tied.[1]
4. Tighter loop security during the tying process and superior knot break strength.

Anchor

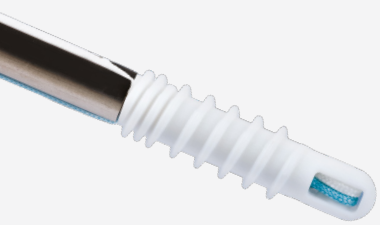

- Double thread
- High mechanical properties
- Biocompatible material
- Bioabsorption

1. Higher pull-out strength thanks to the double thread design.[3]
2. High mechanical properties, due to homogeneous distribution of TCP particles within the PLA Matrix.
3. Biocompatible composite material made of 70% PLA & 30% ß-TCP
4. Bioabsorption kinetic tailored to start at the end of the natural bone healing. PLA is biodegraded by the human body through hydrolytic degradation. TCP helps to maintain the surrounding tissues at a neutral pH by buffer effect which reduces the risk of inflammation.[4]
   The anchor is completely absorbed within a maximum of 4 years.[5]

FH ANCHORS

BIOABSORBABLE SUTURE ANCHOR

Knot Tensile Strength[2]

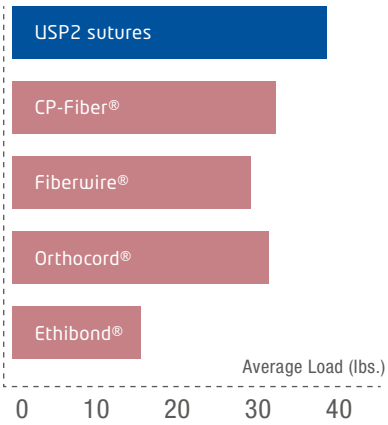

In vitro degradation of PLA/TCP implant[6]

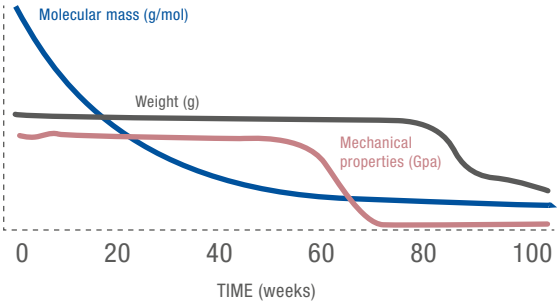

(1) I. Lo et al. «Arthroscopy», Vol. 26, No. 9, pp. 120-126, 2010
(2) Brochure « TELEFLEX Force Fiber Suture » 2015
(3) FA. Barber et al. «Arthroscopy», Vol. 24, No. 8, pp. 859-867, 2008
(4) M. Dziadek et al. «Materials Science and Engineering: C», Vol. 71, pp. 1175-1191, 2017
(5) Internal report "SO161019"
(6) Internal report «In vitro degradation DM PLA/PLA-TCP»
(7) Internal report "Étude n°07-04"

Indications

The FH BIO ANCHORS is intended for Rotator Cuff Repair & Biceps Tenodesis

Insertion



Tapping

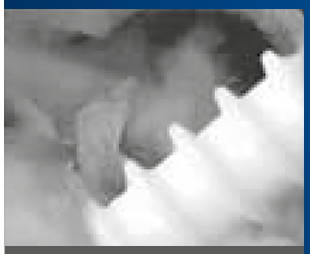

Easy implantation

Composition[7]

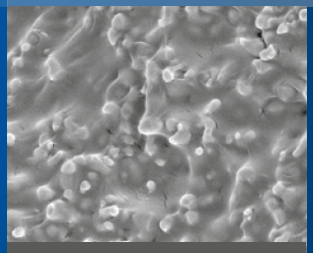

Composite PLA / ß-TCP (x10000 SEM)

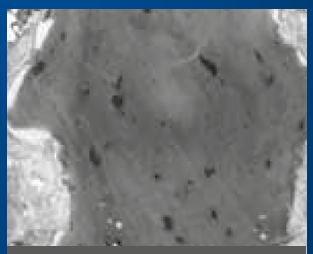

Resorption process of PLA/TCP implant

Bone ingrowth

Implant



FH ANCHORS

BIOABSORBABLE SUTURE ANCHOR

Storage

FH BIO ANCHOR must be kept in its original unopened packaging in a clean and dry place at a temperature less than 37°C.

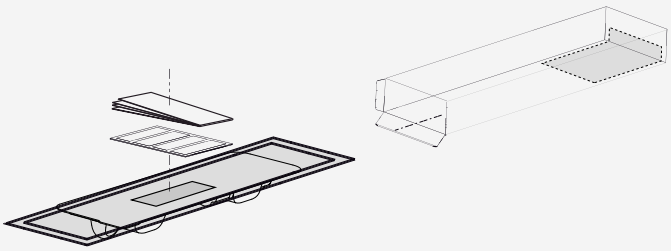

Products & Ancillary

Each product is packed in a blister which is in an aluminium bag and sterilized using ethylene oxide.

Instrumentation is available for arthroscopic procedure of rotator cuff repair.

SINGLE USE. DO NOT RE-STERILIZE.
For any further information, please refer to the IFU.

References

DESIGNATION	REF.	TEKNIMED REF.
FH BIO ANCHORS Ø5,5mm*	269 564	A'LINK'S D5.5
FH BIO ANCHORS Ø6,5mm*	269 565	A'LINK'S D6.

TAP for BIO ANCHOR Ø5,5mm**	269 566
TAP for BIO ANCHOR Ø6,5mm**	270 044

* Class III, CE 2797
** Class I, CE

201906 - © FHO.com' - doc_fh_anchors_eng_ MKG00008_1

GROUP FH ORTHO

FR, FH ORTHOPEDICS
3 rue de la Forêt
68990 HEIMSBRUNN - FRANCE
Tél. +33 (0)3 89 81 90 92
Fax : +33 (0)3 89 81 80 11
orthopedie@fhorthopedics.fr
www.fhortho.com

USA, FH ORTHO INC.
4908 N. Elston
Chicago - IL 60630 - USA
Tel.: +1 (773) 290 1039 / 844-77 FHINC
Fax: +1 (708) 667 7618
info-us@fhorthopedics.com
www.fhortho.com

UK, FH ORTHO LTD
Suite C, Ground Floor, Conwy House
Castle Court, Swansea, SA7 9LA - UK
Tel.: +44 (0) 1792 464792
Fax: +44 (0) 844 412 7674
customer-servicesUK@fhorthopedics.com
www.fhortho.com

POLSKA, IMPLANTS INDUSTRIE
Ul. Garbary 95/A6,
61-757 Poznan - POLSKA
Tel: +48 61 863 81 27
Fax: +48 61 863 81 28
biuro@implants24.pl
www.fhortho.com